



4. Bogen

Elbows / Bends

		Seite page
4.1	STERI-Bo® 90° DIN 11865-BL-90 elbows for orbital welding	96
4.2	STERI-Bo® 60° elbows for orbital welding	98
4.3	STERI-Bo® 45° DIN 11865-BL-45 elbows for orbital welding	100
4.4	STERI-Bo® 30° elbows for orbital welding	102
4.5	MEDI-Bo® 90° / 45° DIN 11852-BL elbows for orbital welding	104
4.6	Bogen 90° + 45° DIN 11852-BS + DIN 2605 kurze Bogen short elbows	106

Legende

- A Außendurchmesser
- B Innendurchmesser
- C Gesamtlänge
- C1 zylindrische Länge
- R Radius

Abmessungen

- DIN 11866-A (DIN 11850)
- DIN 11866-B (EN ISO 1127)
- DIN 11866-C (ASME BPE)

Normative Verweisungen, Anforderungen / Abnahmen (Vormaterial)

- DIN 11865
- DIN 11866
- BN2
- EN 10204
- EN 10088-1
- ASTM A269 / A270
- ASME BPE
- ASME SA249/SA249M
- AD 2000-W2

Kennzeichnung

Hersteller, Werkstoff, Abmessung, Schmelze, DIN 11865

Toleranzen (Bezugsnorm)

DIN 11865 / EN ISO 1127

Verpackung









Schweißenden mit Kunststoffkappen verschlossen, einzeln verpackt.

Werkstoffe

1.4435

weitere Werkstoffe auf Anfrage

Oberflächenbeschaffenheit

	 MB H2 Ra > 0.8 µm	K400 H3o Ra < 0.8 µm	e-pol. HE3o Ra < 0.5-0.8 µm
innen metallblank			
innen geschliffen			
innen e-polier			
außen metallblank			
außen geschliffen			

Key

- external diameter
- internal diameter
- total length
- cylindrical length
- radius

Dimensions

- DIN 11866-A (DIN 11850)
- DIN 11866-B (EN ISO 1127)
- DIN 11866-C (ASME BPE)

Normative References, Requirements / Approvals (raw material)

- DIN 11865
- DIN 11866
- BN2
- EN 10204
- EN 10088-1
- ASTM A269 / A270
- ASME BPE
- ASME SA249/SA249M
- AD 2000-W2

Marking

manufacturer, material, dimension, heat, DIN 11865

Tolerances (reference standard)

DIN 11865 / EN ISO 1127

Packaging




Welding ends covered with plastic caps, wrapped separately.

Materials

316L

further materials on request

Surface condition

	 K400 H4o Ra < 0.4 µm	e-pol. HE5o Ra < 0.25 µm
inside bright finish		
inside mech. polished		
inside e-polished		
outside bright finish		
outside mech. polished		

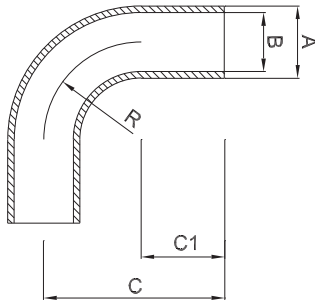


Oberflächenqualitäten | surface qualities

Innenoberfläche internal surface finish	(Zusatz-) Artikel-Nr. (additional) order No
Ra < 0.6 µm (STERI-line®)	999279
Ra < 0.5 µm (STERI-line®)	999280
Ra < 0.4 µm (HQ-line®)	999281
Ra < 0.25 µm (HQ-line®)	999283

Bestellbeispiel | ordering example

Artikelbezeichnung + Ausführungen article description + variants	Artikel-Nr. order No
HQ-Bo® 90° DN025 ISO (1.4435) DIN 11865-BL elbow 90°	706989
e-polier e-polished	
Ra < 0.25 µm	



weitere Abmessungen auf Anfrage | further dimensions on request

DIN	Abmessung dimension	A	B	C	C1	R	STERI-line®			HQ-line®	
							MB	K400	e-pol.	K400	e-pol.
DN004*	6.0 x 1.0	6.0	4.0	45.0	25.0	22.0	703820	711540	704361	709517	709518
DN006	8.0 x 1.0	8.0	6.0	45.0	25.0	22.0*	700499	711541	701197	709519	709520
DN008	10.0 x 1.0	10.0	8.0	50.0	25.0	25.0	702154	711542	702155	709521	709522
DN010*	12.0 x 1.0	12.0	10.0	51.0	25.0	26.0	700483	711543	701165	706958	706959
DN010	13.0 x 1.5	13.0	10.0	51.0	25.0	26.0	703823	711544	704367	706960	706961
DN015	19.0 x 1.5	19.0	16.0	60.0	25.0	35.0	700487	711545	701173	706962	706963
DN020	23.0 x 1.5	23.0	20.0	65.0	25.0	40.0	700489	711546	701177	706964	706965
DN025	29.0 x 1.5	29.0	26.0	90.0	40.0	50.0	700491	711547	701181	706966	706967
DN032	35.0 x 1.5	35.0	32.0	95.0	40.0	55.0	700493	711548	701185	706968	706969
DN040	41.0 x 1.5	41.0	38.0	100.0	40.0	60.0	700495	711549	701189	706970	706971
DN050	53.0 x 1.5	53.0	50.0	110.0	40.0	70.0	700497	711550	701193	706972	706973
DN065	70.0 x 2.0	70.0	66.0	120.0	40.0	80.0	700500	711551	701199	706974	706975
DN080	85.0 x 2.0	85.0	81.0	145.0	55.0	90.0	700503	711552	701205	706976	706977
DN100	104.0 x 2.0	104.0	100.0	155.0	55.0	100.0	700485	711553	702170	706978	706979
DN125	129.0 x 2.0	129.0	125.0	270.0	82.5	187.5	709366	711554	709368	**	**
DN150	154.0 x 2.0	154.0	150.0	325.0	100.0	225.0	710064	711555	710066	**	**
DN200	204.0 x 2.0	204.0	200.0	400.0	100.0	300.0	**	**	**	**	**

ISO	Abmessung dimension	A	B	C	C1	R	STERI-line®			HQ-line®	
							MB	K400	e-pol.	K400	e-pol.
DN008	13.5 x 1.6	13.5	10.3	45.0	25.0	20.0	700502	711636	701203	706980	706981
DN010	17.2 x 1.6	17.2	14.0	53.0	25.0	28.0	700484	711637	701167	706982	706983
DN015	21.3 x 1.6	21.3	18.1	55.0	25.0	30.0	701174	711638	701175	706984	706985
DN020	26.9 x 1.6	26.9	23.7	68.5	40.0	28.5	700490	711639	701179	706986	706987
DN025	33.7 x 2.0	33.7	29.7	78.0	40.0	38.0	700492	711640	701183	706988	706989
DN032	42.4 x 2.0	42.4	38.4	87.5	40.0	47.5	700494	711641	701187	706990	706991
DN040	48.3 x 2.0	48.3	44.3	97.0	40.0	57.0	700496	711642	701191	706992	706993
DN050	60.3 x 2.0	60.3	56.3	116.0	40.0	76.0	700498	711643	701195	706994	706995
DN065	76.1 x 2.0	76.1	72.1	150.0	55.0	95.0	700501	711644	701201	706996	706997
DN080	88.9 x 2.3	88.9	84.3	169.5	55.0	114.5	700504	711645	701207	706998	706999
DN100	114.3 x 2.3	114.3	109.7	207.5	55.0	152.5	702146	711646	701171	707000	707001
DN125	139.7 x 2.6	139.7	134.5	245.5	55.0	190.5	707755	711647	707757	**	**
DN150	168.3 x 2.6	168.3	163.1	283.5	55.0	228.5	707758	711648	707760	**	**
DN200	219.1 x 2.6	219.1	213.9	385.0	80.0	305.0	**	**	**	**	**

ASME BPE	Abmessung dimension	A	B	C	C1	R	STERI-line®			HQ-line®	
							MB	K400	e-pol.	K400	e-pol.
DN ¼"	6.35 x 0.89	6.35	4.57	66.7	41.3	25.4	710835	711676	710841	710844	710847
DN ⅜"	9.53 x 0.89	9.53	7.75	66.7	41.3	25.4	710836	711677	710842	710845	710848
DN ½"	12.7 x 1.65	12.7	9.4	76.2	50.8	25.4	702584	711678	703104	707002	707003
DN ¾"	19.05 x 1.65	19.05	15.75	76.2	50.8	25.4	702585	711679	703112	707004	707005
DN 1"	25.4 x 1.65	25.4	22.1	76.2	38.1	38.1	702586	711680	703100	707006	707007
DN 1½"	38.1 x 1.65	38.1	34.8	95.3	38.1	57.2	702587	711681	703102	707008	707009
DN 2"	50.8 x 1.65	50.8	47.5	120.7	44.5	76.2	702588	711682	703106	707010	707011
DN 2½"	63.5 x 1.65	63.5	60.2	139.7	44.4	95.3	702589	711683	703108	707012	707013
DN 3"	76.2 x 1.65	76.2	72.9	158.8	44.5	114.3	702590	711684	703110	707014	707015
DN 4"	101.6 x 2.11	101.6	97.38	203.2	50.8	152.4	705012	711685	705015	707016	707017
DN 6"	152.4 x 2.77	152.4	146.86	292.1	63.5	228.6	710837	711686	710843	710846	710849

*) nicht in der DIN-Norm enthalten | non-standard

***) auf Anfrage | on request

4.2 STERI-Bo® 60° / HQ-Bo® 60°

Bogen mit Orbitalschweißenden, in Anlehnung an DIN 11865-BL

elbows for orbital welding, following DIN 11865-BL

Legende

- A Außendurchmesser
- B Innendurchmesser
- C Gesamtlänge
- C1 zylindrische Länge
- R Radius

Abmessungen

- DIN 11866-A (DIN 11850)
- DIN 11866-B (EN ISO 1127)
- DIN 11866-C (ASME BPE)

Normative Verweisungen,

Anforderungen / Abnahmen (Vormaterial)

- DIN 11865
- DIN 11866
- BN2
- EN 10204
- EN 10088-1
- ASTM A269 / A270
- ASME BPE
- ASME SA249/SA249M
- AD 2000-W2

Kennzeichnung

Hersteller, Werkstoff, Abmessung, Schmelze

Toleranzen (Bezugsnorm)

EN ISO 1127

Verpackung

Schweißenden mit Kunststoffkappen verschlossen, einzeln verpackt.

Werkstoffe

1.4435

weitere Werkstoffe auf Anfrage

Oberflächenbeschaffenheit

	K400 H3o Ra < 0.8 µm	e-pol. HE3o Ra < 0.5-0.8 µm
innen geschliffen		
innen e-polier		
außen geschliffen		

Key

- external diameter
- internal diameter
- total length
- cylindrical length
- radius

Dimensions

- DIN 11866-A (DIN 11850)
- DIN 11866-B (EN ISO 1127)
- DIN 11866-C (ASME BPE)

Normative References,

Requirements / Approvals (raw material)

- DIN 11865
- DIN 11866
- BN2
- EN 10204
- EN 10088-1
- ASTM A269 / A270
- ASME BPE
- ASME SA249/SA249M
- AD 2000-W2

Marking

manufacturer, material, dimension, heat

Tolerances (reference standard)

EN ISO 1127

Packaging






Welding ends covered with plastic caps, wrapped separately.

Materials

316L

further materials on request

Surface condition

	K400 H4o Ra < 0.4 µm	e-pol. HE5o Ra < 0.25 µm
inside mech. polished		
inside e-polished		
outside mech. polished		

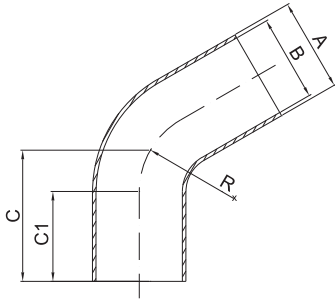


Oberflächenqualitäten | surface qualities

Innenoberfläche internal surface finish	(Zusatz-) Artikel-Nr. (additional) order No
Ra < 0.6 µm (STERI-line®)	999279
Ra < 0.5 µm (STERI-line®)	999280
Ra < 0.4 µm (HQ-line®)	999281
Ra < 0.25 µm (HQ-line®)	999283

Bestellbeispiel | ordering example

Artikelbezeichnung + Ausführungen article description + variants	Artikel-Nr. order No
HQ-Bo® 60° DN025 ISO (1.4435) elbow 60°	707922
e-polier e-polished	
Ra < 0.4 µm	+ 999281



weitere Abmessungen auf Anfrage | further dimensions on request

DIN	Abmessung dimension	A	B	C	C1	R	STERI-line®		HQ-line®	
							K400	e-pol.	K400	e-pol.
DN004	6.0 x 1.0	6.0	4.0	33.3	25.0	22.0	*	*	*	*
DN006	8.0 x 1.0	8.0	6.0	33.3	25.0	22.0	*	*	*	*
DN008	10.0 x 1.0	10.0	8.0	35.4	25.0	25.0	*	*	*	*
DN010	12.0 x 1.0	12.0	10.0	35.8	25.0	26.0	708523	708524	*	*
DN010	13.0 x 1.5	13.0	10.0	35.8	25.0	26.0	708525	708526	*	*
DN015	19.0 x 1.5	19.0	16.0	39.5	25.0	35.0	708527	708528	*	*
DN020	23.0 x 1.5	23.0	20.0	41.6	25.0	40.0	708529	708530	*	*
DN025	29.0 x 1.5	29.0	26.0	60.7	40.0	50.0	708531	708532	*	*
DN032	35.0 x 1.5	35.0	32.0	62.8	40.0	55.0	708533	708534	*	*
DN040	41.0 x 1.5	41.0	38.0	64.9	40.0	60.0	708535	708536	*	*
DN050	53.0 x 1.5	53.0	50.0	69.0	40.0	70.0	708537	708538	*	*
DN065	70.0 x 2.0	70.0	66.0	73.1	40.0	80.0	708539	708540	*	*
DN080	85.0 x 2.0	85.0	81.0	92.3	55.0	90.0	708541	708542	*	*
DN100	104.0 x 2.0	104.0	100.0	96.4	55.0	100.0	708543	708544	*	*
DN125	129.0 x 2.0	129.0	125.0	160.2	82.5	187.5	*	*	*	*
DN150	154.0 x 2.0	154.0	150.0	193.2	100.0	225.0	*	*	*	*
DN200	204.0 x 2.0	204.0	200.0	224.3	100.0	300.0	*	*	*	*

ISO	Abmessung dimension	A	B	C	C1	R	STERI-line®		HQ-line®	
							K400	e-pol.	K400	e-pol.
DN008	13.5 x 1.6	13.5	10.3	33.3	25.0	20.0	707907	707918	*	*
DN010	17.2 x 1.6	17.2	14.0	36.6	25.0	28.0	707908	707919	*	*
DN015	21.3 x 1.6	21.3	18.1	37.4	25.0	30.0	707909	707920	*	*
DN020	26.9 x 1.6	26.9	23.7	51.8	40.0	28.5	707910	707921	*	*
DN025	33.7 x 2.0	33.7	29.7	55.7	40.0	38.0	707911	707922	*	*
DN032	42.4 x 2.0	42.4	38.4	59.7	40.0	47.5	707912	707923	*	*
DN040	48.3 x 2.0	48.3	44.3	63.6	40.0	57.0	707913	707924	*	*
DN050	60.3 x 2.0	60.3	56.3	71.5	40.0	76.0	707914	707925	*	*
DN065	76.1 x 2.0	76.1	72.1	94.4	55.0	95.0	707915	707926	*	*
DN080	88.9 x 2.3	88.9	84.3	102.4	55.0	114.5	707916	707927	*	*
DN100	114.3 x 2.3	114.3	109.7	118.2	55.0	152.5	707917	707928	*	*
DN125	139.7 x 2.6	139.7	134.5	133.9	55.0	190.5	*	*	*	*
DN150	168.3 x 2.6	168.3	163.1	149.7	55.0	228.5	*	*	*	*
DN200	219.1 x 2.6	219.1	213.9	206.3	80.0	305.0	*	*	*	*

ASME BPE	Abmessung dimension	A	B	C	C1	R	STERI-line®		HQ-line®	
							K400	e-pol.	K400	e-pol.
DN ¼"	6.35 x 0.89	6.35	4.57	50.8	40.3	25.4	*	*	*	*
DN ⅜"	9.53 x 0.89	9.53	7.75	50.8	40.3	25.4	*	*	*	*
DN ½"	12.7 x 1.65	12.7	9.4	57.2	46.7	25.4	710870	710878	*	*
DN ¾"	19.05 x 1.65	19.05	15.75	57.2	46.7	25.4	710871	710879	*	*
DN 1"	25.4 x 1.65	25.4	22.1	57.2	41.4	38.1	710872	710880	*	*
DN 1½"	38.1 x 1.65	38.1	34.8	63.5	39.8	57.2	710873	710881	*	*
DN 2"	50.8 x 1.65	50.8	47.5	76.2	44.6	76.2	710874	710882	*	*
DN 2½"	63.5 x 1.65	63.5	60.2	85.7	47.0	95.3	710875	710883	*	*
DN 3"	76.2 x 1.65	76.2	72.9	92.1	44.8	114.3	710876	710884	*	*
DN 4"	101.6 x 2.11	101.6	97.38	114.3	51.2	152.4	710877	710885	*	*
DN 6"	152.4 x 2.77	152.4	146.86	158.8	64.1	228.6	*	*	*	*

*) auf Anfrage | on request

Legende

- A Außendurchmesser
- B Innendurchmesser
- C Gesamtlänge
- C1 zylindrische Länge
- R Radius

Abmessungen

- DIN 11866-A (DIN 11850)
- DIN 11866-B (EN ISO 1127)
- DIN 11866-C (ASME BPE)

Normative Verweisungen, Anforderungen / Abnahmen (Vormaterial)

- DIN 11865
- DIN 11866
- BN2
- EN 10204
- EN 10088-1
- ASTM A269 / A270
- ASME BPE
- ASME SA249/SA249M
- AD 2000-W2

Kennzeichnung

Hersteller, Werkstoff, Abmessung, Schmelze, DIN 11865

Toleranzen (Bezugsnorm)

DIN 11865 / EN ISO 1127

Verpackung









Schweißenden mit Kunststoffkappen verschlossen, einzeln verpackt.

Werkstoffe

1.4435

weitere Werkstoffe auf Anfrage

Oberflächenbeschaffenheit

		MB H2 Ra > 0.8 µm	K400 H3o Ra < 0.8 µm	e-pol. HE3o Ra < 0.5-0.8 µm
innen metallblank				
innen geschliffen				
innen e-polieret				
außen metallblank				
außen geschliffen				

Key

- external diameter
- internal diameter
- total length
- cylindrical length
- radius

Dimensions

- DIN 11866-A (DIN 11850)
- DIN 11866-B (EN ISO 1127)
- DIN 11866-C (ASME BPE)

Normative References, Requirements / Approvals (raw material)

- DIN 11865
- DIN 11866
- BN2
- EN 10204
- EN 10088-1
- ASTM A269 / A270
- ASME BPE
- ASME SA249/SA249M
- AD 2000-W2

Marking

manufacturer, material, dimension, heat, DIN 11865

Tolerances (reference standard)

DIN 11865 / EN ISO 1127

Packaging









Welding ends covered with plastic caps, wrapped separately.

Materials

316L

further materials on request

Surface condition

		K400 H4o Ra < 0.4 µm	e-pol. HE5o Ra < 0.25 µm
inside bright finish			
inside mech. polished			
inside e-polished			
outside bright finish			
outside mech. polished			

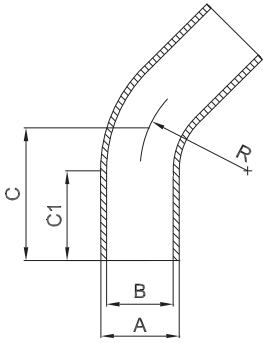


Oberflächenqualitäten | surface qualities

Innenoberfläche internal surface finish	(Zusatz-) Artikel-Nr. (additional) order No
Ra < 0.6 µm (STERI-line®)	999279
Ra < 0.5 µm (STERI-line®)	999280
Ra < 0.4 µm (HQ-line®)	999281
Ra < 0.25 µm (HQ-line®)	999283

Bestellbeispiel | ordering example

Artikelbezeichnung + Ausführungen article description + variants	Artikel-Nr. order No
HQ-Bo® 45° DN025 ISO (1.4435) DIN 11865-BL elbow 45°	706929
e-polieret e-polished	
Ra < 0.4 µm	+ 999281



weitere Abmessungen auf Anfrage | further dimensions on request

DIN	Abmessung dimension	A	B	C	C1	R	STERI-line®			HQ-line®	
							MB	K400	e-pol.	K400	e-pol.
DN004*	6.0 x 1.0	6.0	4.0	33.3	25.0	22.0	704362	711513	704364	709511	709512
DN006	8.0 x 1.0	8.0	6.0	33.3	25.0	20.0*	700477	711514	702152	709513	709514
DN008	10.0 x 1.0	10.0	8.0	35.4	25.0	25.0	702143	711515	701153	709515	709516
DN010*	12.0 x 1.0	12.0	10.0	35.8	25.0	26.0	700461	711516	701121	706898	706899
DN010	13.0 x 1.5	13.0	10.0	35.8	25.0	26.0	704368	711517	704370	706900	706901
DN015	19.0 x 1.5	19.0	16.0	39.5	25.0	35.0	700465	711518	701129	706902	706903
DN020	23.0 x 1.5	23.0	20.0	41.6	25.0	40.0	700467	711519	701133	706904	706905
DN025	29.0 x 1.5	29.0	26.0	60.7	40.0	50.0	700469	711520	701137	706906	706907
DN032	35.0 x 1.5	35.0	32.0	62.8	40.0	55.0	700471	711521	701141	706908	706909
DN040	41.0 x 1.5	41.0	38.0	64.9	40.0	60.0	700473	711522	701145	706910	706911
DN050	53.0 x 1.5	53.0	50.0	69.0	40.0	70.0	700475	711523	701149	706912	706913
DN065	70.0 x 2.0	70.0	66.0	73.1	40.0	80.0	700478	711524	701155	706914	706915
DN080	85.0 x 2.0	85.0	81.0	92.3	55.0	90.0	700481	711525	701161	706916	706917
DN100	104.0 x 2.0	104.0	100.0	96.4	55.0	100.0	700463	711526	701125	706918	706919
DN125	129.0 x 2.0	129.0	125.0	160.2	82.5	187.5	709363	711527	709365	**	**
DN150	154.0 x 2.0	154.0	150.0	193.2	100.0	225.0	710853	711528	710855	**	**
DN200	204.0 x 2.0	204.0	200.0	224.3	100.0	300.0	**	**	**	**	**

ISO	Abmessung dimension	A	B	C	C1	R	STERI-line®			HQ-line®	
							MB	K400	e-pol.	K400	e-pol.
DN008	13.5 x 1.6	13.5	10.3	33.3	25.0	20.0	700480	711612	701159	706920	706921
DN010	17.2 x 1.6	17.2	14.0	36.6	25.0	28.0	700462	711613	701123	706922	706923
DN015	21.3 x 1.6	21.3	18.1	37.4	25.0	30.0	700466	711614	701131	706924	706925
DN020	26.9 x 1.6	26.9	23.7	51.8	40.0	28.5	700468	711615	701135	706926	706927
DN025	33.7 x 2.0	33.7	29.7	55.7	40.0	38.0	700470	711616	701139	706928	706929
DN032	42.4 x 2.0	42.4	38.4	59.7	40.0	47.5	700472	711617	701143	706930	706931
DN040	48.3 x 2.0	48.3	44.3	63.6	40.0	57.0	700474	711618	701147	706932	706933
DN050	60.3 x 2.0	60.3	56.3	71.5	40.0	76.0	700476	711619	701151	706934	706935
DN065	76.1 x 2.0	76.1	72.1	94.4	55.0	95.0	700479	711620	701157	706936	706937
DN080	88.9 x 2.3	88.9	84.3	102.4	55.0	114.5	700482	711621	701163	706938	706939
DN100	114.3 x 2.3	114.3	109.7	118.2	55.0	152.5	702161	711622	701127	706940	706941
DN125	139.7 x 2.6	139.7	134.5	133.9	55.0	190.5	707749	711623	707751	**	**
DN150	168.3 x 2.6	168.3	163.1	149.7	55.0	228.5	707752	711624	707754	**	**
DN200	219.1 x 2.6	219.1	213.9	206.3	80.0	305.0	**	**	**	**	**

ASME BPE	Abmessung dimension	A	B	C	C1	R	STERI-line®			HQ-line®	
							MB	K400	e-pol.	K400	e-pol.
DN ¼"	6.35 x 0.89	6.35	4.57	50.8	40.3	25.4	710856	711657	710861	710864	710867
DN ⅜"	9.53 x 0.89	9.53	7.75	50.8	40.3	25.4	710857	711658	710862	710865	710868
DN ½"	12.7 x 1.65	12.7	9.4	57.2	46.7	25.4	703221	711659	703223	706942	706943
DN ¾"	19.05 x 1.65	19.05	15.75	57.2	46.7	25.4	703233	711660	703235	706944	706945
DN 1"	25.4 x 1.65	25.4	22.1	57.2	41.4	38.1	703215	711661	703217	706946	706947
DN 1½"	38.1 x 1.65	38.1	34.8	63.5	39.8	57.2	703218	711662	703220	706948	706949
DN 2"	50.8 x 1.65	50.8	47.5	76.2	44.6	76.2	703224	711663	703226	706950	706951
DN 2½"	63.5 x 1.65	63.5	60.2	85.7	47.0	95.3	703227	711664	703229	706952	706953
DN 3"	76.2 x 1.65	76.2	72.9	92.1	44.8	114.3	703230	711665	703232	706954	706955
DN 4"	101.6 x 2.11	101.6	97.38	114.3	51.2	152.4	705011	711666	705016	706956	706957
DN 6"	152.4 x 2.77	152.4	146.86	158.8	64.1	228.6	710858	711667	710863	710866	710869

*) nicht in der DIN-Norm enthalten | non-standard

***) auf Anfrage | on request

Legende

- A Außendurchmesser
- B Innendurchmesser
- C Gesamtlänge
- C1 zylindrische Länge
- R Radius

Abmessungen

- DIN 11866-A (DIN 11850)
- DIN 11866-B (EN ISO 1127)
- DIN 11866-C (ASME BPE)

Normative Verweisungen,

Anforderungen / Abnahmen (Vormaterial)

- DIN 11865
- DIN 11866
- BN2
- EN 10204
- EN 10088-1
- ASTM A269 / A270
- ASME BPE
- ASME SA249/SA249M
- AD 2000-W2

Kennzeichnung

Hersteller, Werkstoff, Abmessung, Schmelze

Toleranzen (Bezugsnorm)

EN ISO 1127

Verpackung

Schweißenden mit Kunststoffkappen verschlossen, einzeln verpackt.

Werkstoffe

1.4435

weitere Werkstoffe auf Anfrage

Oberflächenbeschaffenheit

	K400 H3o Ra < 0.8 µm	e-pol. HE3o Ra < 0.5-0.8 µm
innen geschliffen		
innen e-poliert		
außen geschliffen		

Key

- external diameter
- internal diameter
- total length
- cylindrical length
- radius

Dimensions

- DIN 11866-A (DIN 11850)
- DIN 11866-B (EN ISO 1127)
- DIN 11866-C (ASME BPE)

Normative References,

Requirements / Approvals (raw material)

- DIN 11865
- DIN 11866
- BN2
- EN 10204
- EN 10088-1
- ASTM A269 / A270
- ASME BPE
- ASME SA249/SA249M
- AD 2000-W2

Marking

manufacturer, material, dimension, heat

Tolerances (reference standard)

EN ISO 1127

Packaging

Welding ends covered with plastic caps, wrapped separately.

Materials

316L

further materials on request

Surface condition

	K400 H4o Ra < 0.4 µm	e-pol. HE5o Ra < 0.25 µm
inside mech. polished		
inside e-polished		
outside mech. polished		

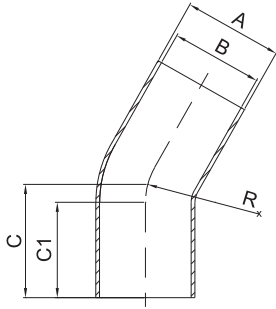


Oberflächenqualitäten | surface qualities

Innenoberfläche internal surface finish	(Zusatz-) Artikel-Nr. (additional) order No
Ra < 0.6 µm (STERI-line [®])	999279
Ra < 0.5 µm (STERI-line [®])	999280
Ra < 0.4 µm (HQ-line [®])	999281
Ra < 0.25 µm (HQ-line [®])	999283

Bestellbeispiel | ordering example

Artikelbezeichnung + Ausführungen article description + variants	Artikel-Nr. order No
STERI-Bo [®] 30° DN025 ISO (1.4435) elbow 30°	707900
e-polier e-polished	
Ra < 0.5 µm	+ 999280



weitere Abmessungen auf Anfrage | further dimensions on request

DIN	Abmessung dimension	A	B	C	C1	R	STERI-line®		HQ-line®	
							K400	e-pol.	K400	e-pol.
DN004	6.0 x 1.0	6.0	4.0	33.3	25.0	22.0	*	*	*	*
DN006	8.0 x 1.0	8.0	6.0	33.3	25.0	22.0	*	*	*	*
DN008	10.0 x 1.0	10.0	8.0	35.4	25.0	25.0	*	*	*	*
DN010	12.0 x 1.0	12.0	10.0	35.8	25.0	26.0	707180	707874	*	*
DN010	13.0 x 1.5	13.0	10.0	35.8	25.0	26.0	707865	707875	*	*
DN015	19.0 x 1.5	19.0	16.0	39.5	25.0	35.0	707866	707876	*	*
DN020	23.0 x 1.5	23.0	20.0	41.6	25.0	40.0	706071	707877	*	*
DN025	29.0 x 1.5	29.0	26.0	60.7	40.0	50.0	707867	707878	*	*
DN032	35.0 x 1.5	35.0	32.0	62.8	40.0	55.0	707868	707879	*	*
DN040	41.0 x 1.5	41.0	38.0	64.9	40.0	60.0	707869	707880	*	*
DN050	53.0 x 1.5	53.0	50.0	69.0	40.0	70.0	707870	707881	*	*
DN065	70.0 x 2.0	70.0	66.0	73.1	40.0	80.0	707871	707882	*	*
DN080	85.0 x 2.0	85.0	81.0	92.3	55.0	90.0	707872	707883	*	*
DN100	104.0 x 2.0	104.0	100.0	96.4	55.0	100.0	707873	707884	*	*
DN125	129.0 x 2.0	129.0	125.0	160.2	82.5	187.5	*	*	*	*
DN150	154.0 x 2.0	154.0	150.0	193.2	100.0	225.0	*	*	*	*
DN200	204.0 x 2.0	204.0	200.0	224.3	100.0	300.0	*	*	*	*

ISO	Abmessung dimension	A	B	C	C1	R	STERI-line®		HQ-line®	
							K400	e-pol.	K400	e-pol.
DN008	13.5 x 1.6	13.5	10.3	33.3	25.0	20.0	707885	707896	*	*
DN010	17.2 x 1.6	17.2	14.0	36.6	25.0	28.0	707886	707897	*	*
DN015	21.3 x 1.6	21.3	18.1	37.4	25.0	30.0	707887	707898	*	*
DN020	26.9 x 1.6	26.9	23.7	51.8	40.0	28.5	707888	707899	*	*
DN025	33.7 x 2.0	33.7	29.7	55.7	40.0	38.0	707889	707900	*	*
DN032	42.4 x 2.0	42.4	38.4	59.7	40.0	47.5	707890	707901	*	*
DN040	48.3 x 2.0	48.3	44.3	63.6	40.0	57.0	707891	707902	*	*
DN050	60.3 x 2.0	60.3	56.3	71.5	40.0	76.0	707892	707903	*	*
DN065	76.1 x 2.0	76.1	72.1	94.4	55.0	95.0	707893	707904	*	*
DN080	88.9 x 2.3	88.9	84.3	102.4	55.0	114.5	707894	707905	*	*
DN100	114.3 x 2.3	114.3	109.7	118.2	55.0	152.5	707895	707906	*	*
DN125	139.7 x 2.6	139.7	134.5	133.9	55.0	190.5	*	*	*	*
DN150	168.3 x 2.6	168.3	163.1	149.7	55.0	228.5	*	*	*	*
DN200	219.1 x 2.6	219.1	213.9	206.3	80.0	305.0	*	*	*	*

ASME BPE	Abmessung dimension	A	B	C	C1	R	STERI-line®		HQ-line®	
							K400	e-pol.	K400	e-pol.
DN ¼"	6.35 x 0.89	6.35	4.57	50.8	40.3	25.4	*	*	*	*
DN ⅜"	9.53 x 0.89	9.53	7.75	50.8	40.3	25.4	*	*	*	*
DN ½"	12.7 x 1.65	12.7	9.4	57.2	46.7	25.4	710886	710894	*	*
DN ¾"	19.05 x 1.65	19.05	15.75	57.2	46.7	25.4	710887	710895	*	*
DN 1"	25.4 x 1.65	25.4	22.1	57.2	41.4	38.1	710888	710896	*	*
DN 1½"	38.1 x 1.65	38.1	34.8	63.5	39.8	57.2	710889	710897	*	*
DN 2"	50.8 x 1.65	50.8	47.5	76.2	44.6	76.2	710890	710898	*	*
DN 2½"	63.5 x 1.65	63.5	60.2	85.7	47.0	95.3	710891	710899	*	*
DN 3"	76.2 x 1.65	76.2	72.9	92.1	44.8	114.3	710892	710900	*	*
DN 4"	101.6 x 2.11	101.6	97.38	114.3	51.2	152.4	710893	710901	*	*
DN 6"	152.4 x 2.77	152.4	146.86	158.8	64.1	228.6	*	*	*	*

*) auf Anfrage | on request

Legende

- A Außendurchmesser
- B Innendurchmesser
- C Gesamtlänge
- C1 zylindrische Länge
- R Radius

Abmessungen

DIN 11866-A (DIN 11850)

Normative Verweisungen, Anforderungen / Abnahmen (Vormaterial)

- DIN 11850 ("BC")
- DIN 11852
- EN 10204
- EN 10088-1

Kennzeichnung

Werkstoff (W (geschweißt) oder S (nahtlos)),
Abmessung, Schmelze

Toleranzen (Bezugsnorm)

DIN 11852 / ISO 2768-1

Verpackung

Folienverpackung

auf Wunsch:

Schweißenden mit Kunststoffkappen verschlossen,
einzeln verpackt.

Werkstoffe

1.4404

weitere Werkstoffe auf Anfrage

Oberflächenbeschaffenheit ("MB/MB")

innen und außen metallblank

! Die Rauheit der Innenoberfläche kann im Umformbereich das bis zu 2.5-fache des eingesetzten Rohres (Ra < 0.8/1.6 µm) betragen !

Key

- external diameter
- internal diameter
- total length
- cylindrical length
- radius

Dimensions

DIN 11866-A (DIN 11850)

Normative References, Requirements / Approvals (raw material)

- DIN 11850 ("BC")
- DIN 11852
- EN 10204
- EN 10088-1

Marking

material (W (welded) or S (seamless)),
dimension, heat

Tolerances (reference standard)

DIN 11852 / ISO 2768-1

Packaging

foil wrapping

on demand:

Welding ends covered with plastic caps,
wrapped separately.

Materials

316L

further materials on request

Surface condition ("MB/MB")

inside and outside bright finish

! The internal surface roughness in the bending area could increase up to 2.5 times of the raw material (Ra < 0.8/1.6 µm)!

MB/MB Innen- und Außenoberfläche unbearbeitet | raw internal and external surface finish

MB/K400 Innenoberfläche unbearbeitet, außen geschliffen K400 | raw internal surface, outside mech. polished K400

K400/K400 Innen- und Außenoberfläche geschliffen K400 | internal and external surface mech. polished K400

e-pol./K400 Innenoberfläche elektropoliert, außen geschliffen K400 | internal surface electropolished, outside mech. polished K400

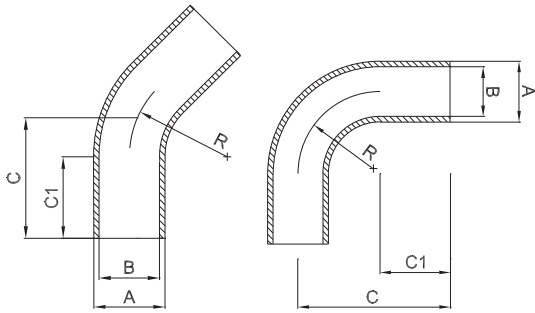


Oberflächenqualitäten | surface qualities

Innenoberfläche internal surface finish	(Zusatz-) Artikel-Nr. (additional) order No
Ra < 0.8 µm (STERI-line®)	999284
Ra < 0.6 µm (STERI-line®)	999279
Ra < 0.5 µm (STERI-line®)	999280
Ra < 0.4 µm (HQ-line®)	999281
Ra < 0.25 µm (HQ-line®)	999283

Bestellbeispiel | ordering example

Artikelbezeichnung + Ausführungen article description + variants	Artikel-Nr. order No
MEDI-Bo® 90° DN025 DIN (1.4404) DIN 11852-BL elbow 90°	705356
e-polieret e-polished	
Ra < 0.4 µm	+ 999281



weitere Abmessungen auf Anfrage | further dimensions on request

DIN 90°	Abmessung dimension	A	B	C	C1	R	MEDI-line®			
							MB/MB	MB/K400	K400/K400	e-pol./K400
DN010	13.0 x 1.5	13.0	10.0	51.0	25.0	26.0	704122	705346	711414	705350
DN015	19.0 x 1.5	19.0	16.0	60.0	25.0	35.0	704424	702978	711415	705352
DN020	23.0 x 1.5	23.0	20.0	65.0	25.0	40.0	702900	705347	711416	705354
DN025	29.0 x 1.5	29.0	26.0	90.0	40.0	50.0	702894	702864	711417	705356
DN032	35.0 x 1.5	35.0	32.0	95.0	40.0	55.0	702901	705348	711418	705358
DN040	41.0 x 1.5	41.0	38.0	100.0	40.0	60.0	703013	704502	711419	705360
DN050	53.0 x 1.5	53.0	50.0	110.0	40.0	70.0	702895	703490	711420	705362
DN065	70.0 x 2.0	70.0	66.0	120.0	40.0	80.0	702897	704431	711421	705364
DN080	85.0 x 2.0	85.0	81.0	145.0	55.0	90.0	702896	704201	711422	705366
DN100	104.0 x 2.0	104.0	100.0	155.0	55.0	100.0	703034	705349	711423	705368
DN125	129.0 x 2.0	129.0	125.0	245.0	57.5	187.5	702149	702150	711424	701169

DIN 45°	Abmessung dimension	A	B	C	C1	R	MEDI-line®			
							MB/MB	MB/K400	K400/K400	e-pol./K400
DN010	13.0 x 1.5	13.0	10.0	35.8	25.0	26.0	705336	705337	711403	705351
DN015	19.0 x 1.5	19.0	16.0	39.5	25.0	35.0	702893	705338	711404	705353
DN020	23.0 x 1.5	23.0	20.0	41.6	25.0	40.0	702891	705339	711405	705355
DN025	29.0 x 1.5	29.0	26.0	60.7	40.0	50.0	702887	705340	711406	705357
DN032	35.0 x 1.5	35.0	32.0	62.8	40.0	55.0	702888	705341	711407	705359
DN040	41.0 x 1.5	41.0	38.0	64.9	40.0	60.0	702583	704554	711408	705361
DN050	53.0 x 1.5	53.0	50.0	69.0	40.0	70.0	702889	705342	711409	705363
DN065	70.0 x 2.0	70.0	66.0	73.1	40.0	80.0	703060	705343	711410	705365
DN080	85.0 x 2.0	85.0	81.0	92.3	55.0	90.0	702892	705344	711411	705367
DN100	104.0 x 2.0	104.0	100.0	96.4	55.0	100.0	702591	705345	711412	705369
DN125	129.0 x 2.0	129.0	125.0	135.2	57.5	187.5	702158	702159	711413	702160

Legende

- A Außendurchmesser
- B Innendurchmesser
- R Radius

Abmessungen

- DIN 11866-A (DIN 11850)
- DIN 11866-B (EN ISO 1127)

Normative Verweisungen, Anforderungen / Abnahmen (Vormaterial)

- DIN 2609
- DIN 11850
- DIN 11852
- EN 10204
- EN 10088-1

Kennzeichnung

Werkstoff (W (geschweißt) oder S (nahtlos)),
Abmessung, Schmelze

Toleranzen (Bezugsnorm)

DIN 11852 / ISO 2768-1 / DIN 2605

Verpackung

Folienverpackung

auf Wunsch:

Schweißenden mit Kunststoffkappen verschlossen,
einzeln verpackt.

Werkstoffe

1.4404

weitere Werkstoffe auf Anfrage

Oberflächenbeschaffenheit ("MB/MB")

innen und außen metallblank

! Die Rauheit der Innenoberfläche kann im Umformbereich das bis zu 2.5-fache des eingesetzten Rohres betragen !

Key

- external diameter
- internal diameter
- radius

Dimensions

- DIN 11866-A (DIN 11850)
- DIN 11866-B (EN ISO 1127)

Normative References, Requirements / Approvals (raw material)

- DIN 2609
- DIN 11850
- DIN 11852
- EN 10204
- EN 10088-1

Marking

material (W (welded) or S (seamless)),
dimension, heat

Tolerances (reference standard)

DIN 11852 / ISO 2768-1 / DIN 2605

Packaging

foil wrapping

on demand:

Welding ends covered with plastic caps,
wrapped separately.

Materials

316L

further materials on request

Surface condition ("MB/MB")

inside and outside bright finish

! The internal surface roughness in the bending area could increase up to 2.5 times of the raw material !

MB/MB Innen- und Außenoberfläche unbearbeitet | raw internal and external surface finish

MB/K400 Innenoberfläche unbearbeitet, außen geschliffen K400 | raw internal surface, outside mech. polished K400

K400/K400 Innen- und Außenoberfläche geschliffen K400 | internal and external surface mech. polished K400

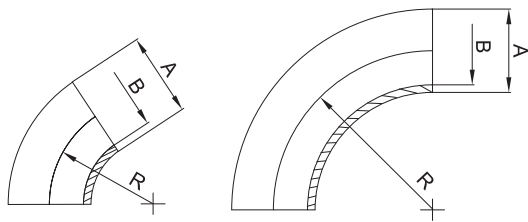


Oberflächenqualitäten | surface qualities

Innenoberfläche internal surface finish	(Zusatz-) Artikel-Nr. (additional) order No
e-polier e-polished	999277
Ra < 0.8 µm (STERI-line®)	999284
Ra < 0.6 µm (STERI-line®)	999279
Ra < 0.5 µm (STERI-line®)	999280
Ra < 0.4 µm (HQ-line®)	999281
Ra < 0.25 µm (HQ-line®)	999283

Bestellbeispiel | ordering example

Artikelbezeichnung + Ausführungen article description + variants	Artikel-Nr. order No
Bogen 90° DN025 ISO DIN 2605-1-90-3 (1.4404) elbow 90°	706753
e-polier e-polished	+ 999277
Ra < 0.4 µm	+ 999281



weitere Abmessungen auf Anfrage | further dimensions on request

DIN DIN 11852	Abmessung dimension	A	B	R			MB/MB	90°		45°
								MB/K400	K400/K400	MB/MB
DN010	13.0 x 1.5	13.0	10.0	26.0			710913	709303	710916	712112
DN015	19.0 x 1.5	19.0	16.0	35.0			701632	701643	701654	701665
DN020	23.0 x 1.5	23.0	20.0	40.0			701633	701644	701655	701666
DN025	29.0 x 1.5	29.0	26.0	50.0			701634	701645	701656	701667
DN032	35.0 x 1.5	35.0	32.0	55.0			701635	701646	701657	701668
DN040	41.0 x 1.5	41.0	38.0	60.0			701636	701647	701658	701669
DN050	53.0 x 1.5	53.0	50.0	70.0			701637	701648	701659	701670
DN065	70.0 x 2.0	70.0	66.0	80.0			701638	701649	701660	701671
DN080	85.0 x 2.0	85.0	81.0	90.0			701639	701650	701661	701672
DN100	104.0 x 2.0	104.0	100.0	100.0			701640	701651	701662	701673
DN125	129.0 x 2.0	129.0	125.0	187.5			701641	701652	701663	701674
DN150	154.0 x 2.0	154.0	150.0	225.0			701642	701653	701664	701675
DN200	204.0 x 2.0	204.0	200.0	300.0			710914	710915	710917	712145

ISO DIN 2605	Abmessung dimension	A	B	R			MB/MB	90°		45°
								MB/K400	K400/K400	MB/MB
DN008*	13.5 x 1.6	13.5	10.3	20.0			712149	712150	712151	701736
DN010*	17.2 x 1.6	17.2	14.0	27.5			712141	712142	712143	701737
DN015	21.3 x 1.6	21.3	18.1	28.0			706747	706748	706749	701738
DN020	26.9 x 1.6	26.9	23.7	29.0			706750	706751	706752	701739
DN025	33.7 x 2.0	33.7	29.7	38.0			706753	706754	706755	701740
DN032	42.4 x 2.0	42.4	38.4	48.0			706756	706757	706758	701741
DN040	48.3 x 2.0	48.3	44.3	57.0			701704	706759	706760	701742
DN050	60.3 x 2.0	60.3	56.3	76.0			701706	701717	701730	701743
DN065	76.1 x 2.0	76.1	72.1	95.0			701705	701718	701731	701744
DN080	88.9 x 2.3	88.9	84.3	114.0			702469	701719	701732	701745
DN100	114.3 x 2.6	114.3	109.1	152.0			701707	701720	701733	701746
DN125	139.7 x 2.6	139.7	134.5	190.0			701708	701721	701734	701747
DN150	168.3 x 2.6	168.3	163.1	229.0			701709	701722	701735	701748

*) nicht in der DIN-Norm enthalten | non-standard

weitere Ausführungen/Werkstoffe (z.B. 1.4435) sind ebenfalls ab Lager lieferbar
further variants/materials (e.g. 1.4435) are also consignable from stock

